

Scaled data based on original data using
LM-79-08 Approved Method: Electrical and Photometric Measurements of Solid-
State Lighting Products

Test Report Prepared for
Cooper Lighting Solutions
(formerly Eaton)

Brand: STREETWORKS

Report Number: P298910

Luminaire Tested: **GAA-AF-10-LED-U-T2-7030**

Issue Date: 3/3/2020

Test Information

Test Method: LM-79-08
Report Number: P298910
TEST IS SCALED FROM IESNA LM-79-08 TEST DATA (P24139)
Test Lab: INNOVATION CENTER P2
Issue Date: 3/3/2020
Manufacturer: COOPER LIGHTING SOLUTIONS (FORMERLY EATON)
Product Line: STREETWORKS
Catalog Number: GAA-AF-10-LED-U-T2-7030
Description: GALLEONNAIRE AREA AND ROADWAY LUMINAIRE
(10) 70 CRI, 3000K CCT 1050mA LIGHTSQUARE WITH 16 LEDS EACH AND Type II OPTICS
Light Source: -
Ballast/Driver: -

Summary

Lumens per Lamp: N/A
Luminaire Lumens: 55732.9 lumens
Efficiency: N/A
Efficacy: 99.9 lumens/watt
Luminous Opening: Rectangular (W 2.5' x L: 1' x H: 0')
IES Classification: Type II - Medium - Full Cutoff
BUG Rating: B4 - U0 - G5

Input Watts (W): 558
Input Voltage (V): NR
Input Current (Ain): NR
Voltage Rise (V): NR
Power Factor: NR
Total Harmonic Distortion (THDi): NR
Frequency (hertz): 60
Stabilization Time: NR
Operation Time: NR
Ambient Temperature (°C): NR
Test Distance: 28.75 FT

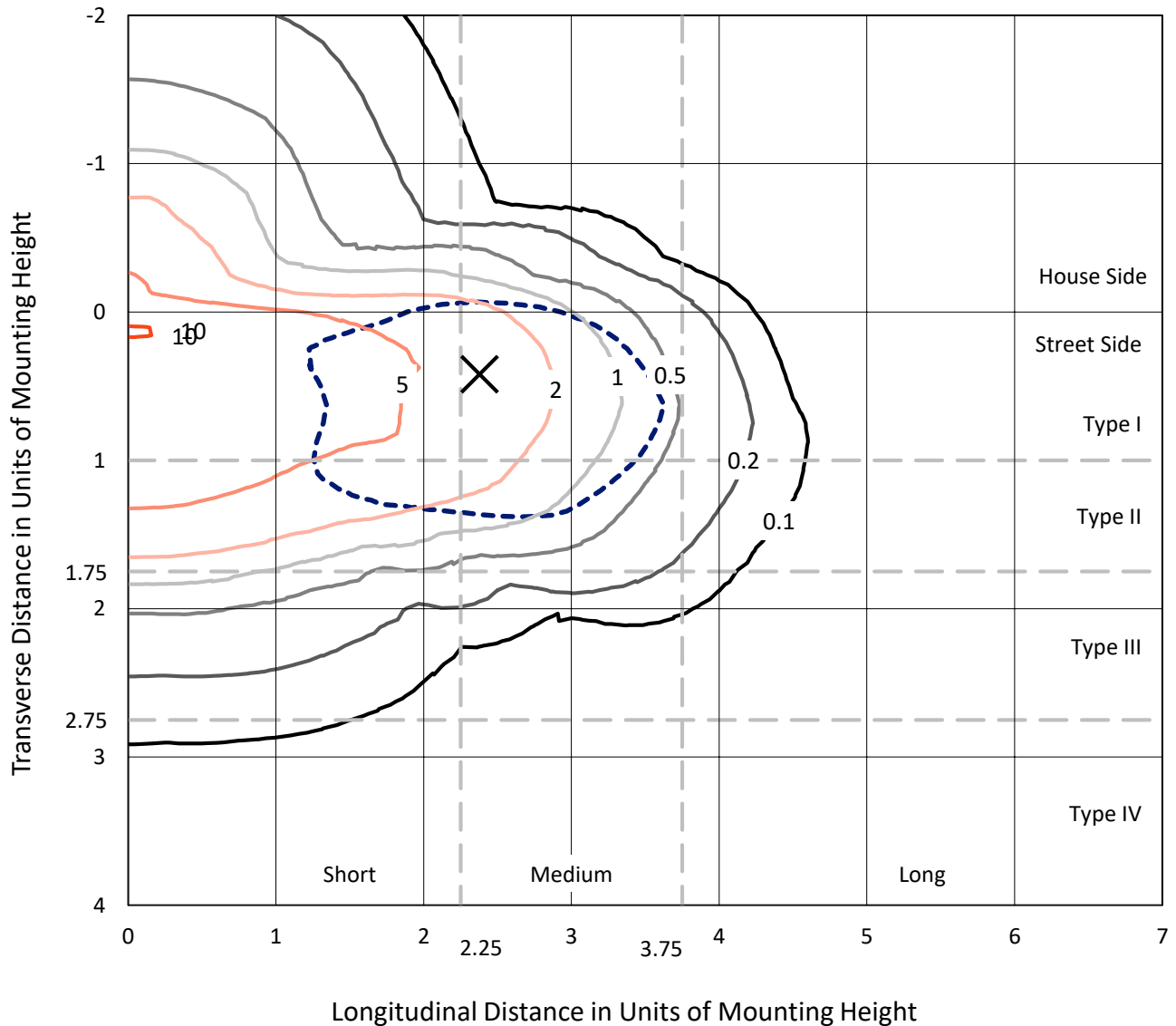


REPORT NUMBER: P298910

CATALOG NUMBER: GAA-AF-10-LED-U-T2-7030

Iso-Footcandle Lines of Horizontal Illumination

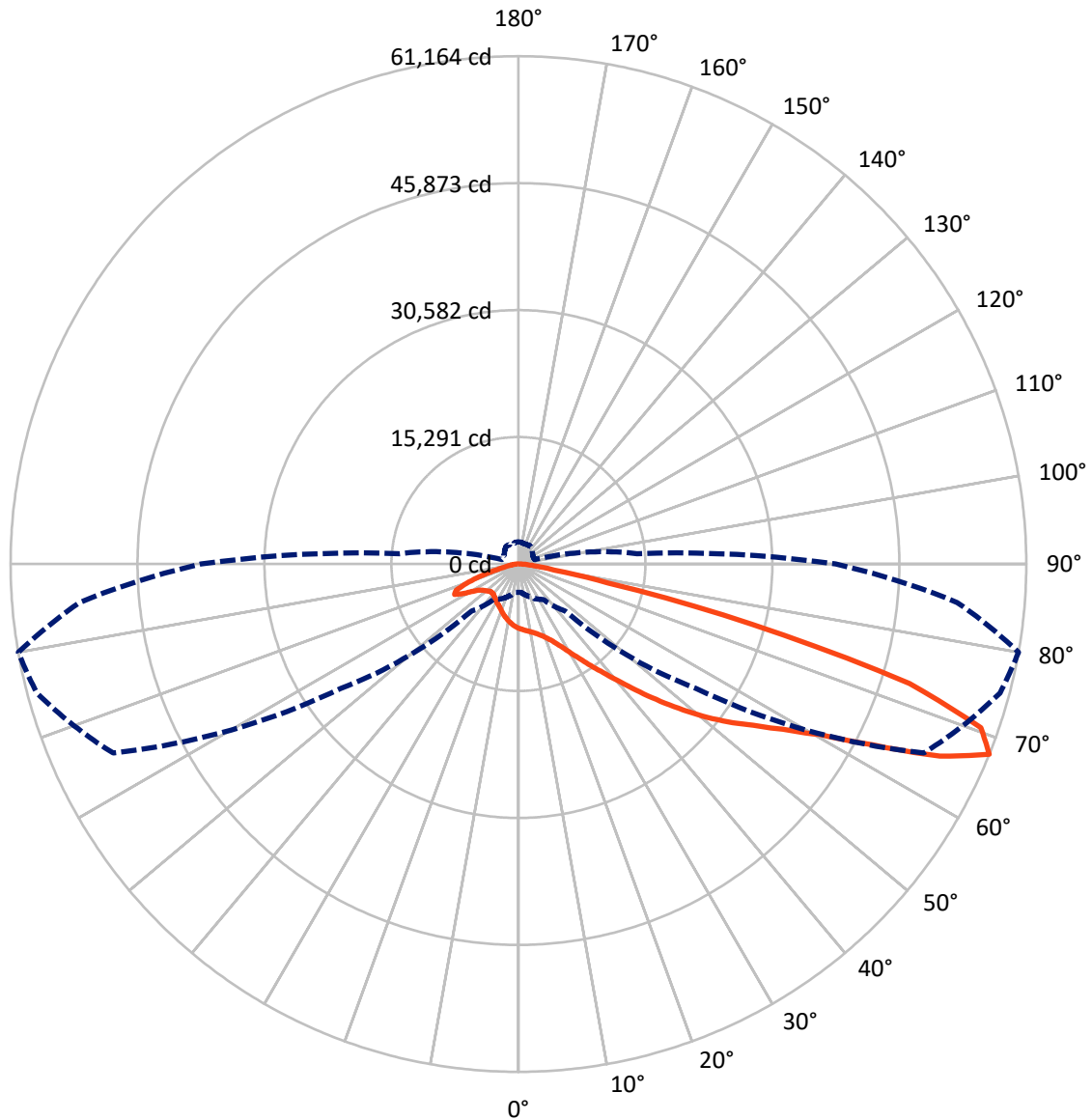
× Max cd
 - - - 1/2 Max cd



Based on 30 foot mounting height. Maximum calculated value = 10.5 fc
 Type II - Medium - Full Cutoff

REPORT NUMBER: P298910
CATALOG NUMBER: GAA-AF-10-LED-U-T2-7030

Luminous Intensity Polar Plot



— Vertical Plane Through 80-Deg Lateral - - - Horizontal Cone Through 67.5-Deg Vertical



REPORT NUMBER: P298910

CATALOG NUMBER: GAA-AF-10-LED-U-T2-7030

FLUX DISTRIBUTION:

		Downward	Upward	Total
House Side	Lumens	10263.9	0.0	10263.9
	% Fixture	18.4	0.0	18.4
Street Side	Lumens	45469.0	0.0	45469.0
	% Fixture	81.6	0.0	81.6
Total	Lumens	55732.9	0.0	55732.9
	% Fixture	100.0	0.0	100.0

Coefficient of Utilization

ZONAL LUMENS:

Zone	Lumens	% Fixture
0°-10°	714.3	1.3
10°-20°	2057.5	3.7
20°-30°	3405.7	6.1
30°-40°	5570.8	10.0
40°-50°	8994.7	16.1
50°-60°	12985.6	23.3
60°-70°	14330.5	25.7
70°-80°	6605.4	11.9
80°-90°	1068.4	1.9
90°-100°	0.0	0.0
100°-110°	0.0	0.0
110°-120°	0.0	0.0
120°-130°	0.0	0.0
130°-140°	0.0	0.0
140°-150°	0.0	0.0
150°-160°	0.0	0.0
160°-170°	0.0	0.0
170°-180°	0.0	0.0
0°-90°	55732.9	100.0
0°-180°	55732.9	100.0



REPORT NUMBER: P298910

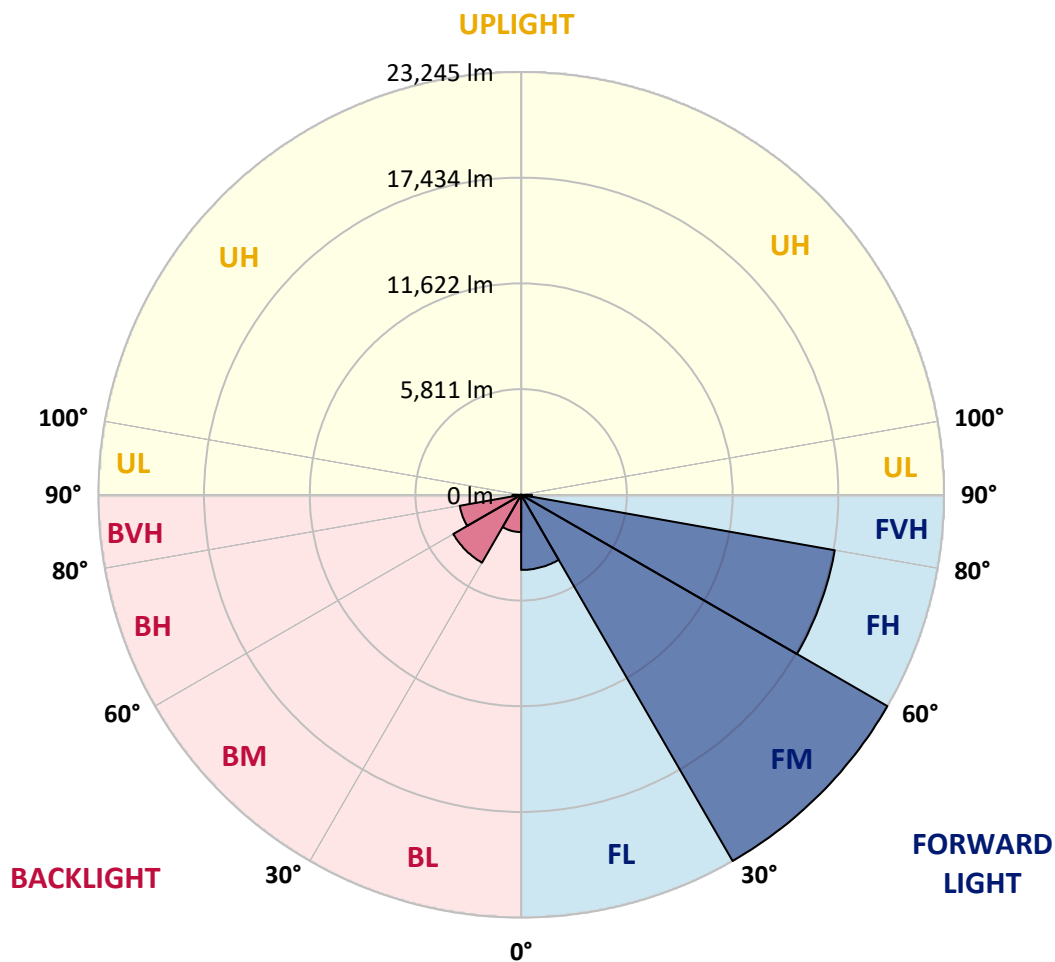
CATALOG NUMBER: GAA-AF-10-LED-U-T2-7030

LUMINAIRE CLASSIFICATION SYSTEM LUMEN TABLE AND BUG RATING:

Zone		Lumens	% Fixture	Zone Rating/Lumen Limit		
				B	U	G
FL	(0°-30°)	4129.7	7.4			
FM	(30°-60°)	23244.8	41.7			
FH	(60°-80°)	17507.2	31.4			G5
FVH	(80°-90°)	587.4	1.1			G4/750
BL	(0°-30°)	2047.8	3.7	B3/2500		
BM	(30°-60°)	4306.3	7.7	B3/5000		
BH	(60°-80°)	3428.8	6.2	B4/5000		G4/5000
BVH	(80°-90°)	481.0	0.9			G3/500
UL	(90°-100°)	0.0	0.0		U0/0	
UH	(100°-180°)	0.0	0.0		U0/0	

BUG Rating: B4-U0-G5

Type II Medium





REPORT NUMBER: P298910

CATALOG NUMBER: GAA-AF-10-LED-U-T2-7030

CANDELA DISTRIBUTION (FULL):

	0°	5°	15°	25°	35°	45°	55°	65°	75°	80°	85°
0°	7742.9	7742.9	7742.9	7742.9	7742.9	7742.9	7742.9	7742.9	7742.9	7742.9	7742.9
2.5°	8470.0	8420.6	8428.9	8415.1	8374.0	8302.7	8225.8	8085.9	7940.5	7863.6	7803.3
5°	9177.9	9164.2	9145.0	9101.1	8996.8	8848.7	8664.8	8417.9	8151.7	8011.8	7877.4
7.5°	9707.5	9699.2	9674.5	9647.1	9545.6	9367.2	9090.1	8738.9	8352.0	8160.0	7951.4
10°	9751.4	9765.1	9784.3	9858.4	9872.1	9776.1	9493.4	9068.2	8560.6	8313.6	8047.5
12.5°	9378.2	9408.4	9482.5	9671.8	9872.1	9990.1	9844.7	9413.9	8804.8	8505.7	8168.2
15°	8884.3	8900.8	8991.3	9252.0	9611.4	9976.4	10113.5	9795.3	9120.3	8752.6	8349.3
17.5°	8673.1	8681.3	8744.4	8917.3	9252.0	9773.3	10264.4	10209.6	9507.2	9059.9	8571.5
20°	8566.1	8585.3	8675.8	8845.9	9057.2	9512.7	10286.4	10656.8	9968.1	9444.1	8851.4
22.5°	8870.6	8862.4	8895.3	8980.4	9158.7	9433.1	10269.9	11117.8	10555.3	9937.9	9216.3
25°	9581.3	9611.4	9553.8	9457.8	9515.4	9707.5	10357.7	11617.1	11290.6	10571.8	9693.7
27.5°	10593.7	10563.5	10478.5	10253.5	10135.5	10217.8	10648.6	12154.9	12204.3	11405.9	10324.8
30°	11603.4	11578.7	11496.4	11222.0	10980.6	10912.0	11213.8	12772.3	13293.6	12407.3	11098.6
32.5°	12651.5	12624.1	12547.3	12272.9	11982.1	11822.9	12017.7	13485.6	14577.7	13603.6	12009.5
35°	13943.8	13891.7	13729.8	13348.4	13063.1	12939.6	13030.2	14382.9	16059.3	15019.4	13115.2
37.5°	15159.3	15238.9	15074.3	14547.5	14177.1	14133.2	14234.7	15477.6	17656.2	16602.6	14385.6
40°	16380.3	16394.0	16245.9	15815.1	15433.7	15362.4	15617.5	16805.6	19541.1	18495.8	15930.3
42.5°	17642.5	17669.9	17420.2	17022.4	16742.5	16756.2	17047.1	18361.3	21703.2	20726.5	17708.3
45°	19137.8	19179.0	18904.6	18383.3	18128.1	18641.2	18520.5	20106.4	24073.9	23261.7	19749.7
47.5°	20701.8	20764.9	20556.3	20067.9	19749.7	20454.8	19993.9	22040.7	26625.6	25980.8	21991.3
50°	21555.1	21645.6	21848.7	21813.0	21744.4	21626.4	21637.4	24115.0	29256.8	28812.3	24296.1
52.5°	21096.9	21094.1	21834.9	22734.9	23695.2	23766.5	23640.3	26301.8	31715.3	31580.8	26466.4
55°	19000.6	19143.3	20265.5	22007.8	24630.8	26268.9	26642.0	28806.9	34129.8	34286.2	28669.7
57.5°	15510.5	15628.5	17143.1	19571.3	23368.7	27756.0	30911.3	32447.8	36829.6	37559.5	31602.8
60°	10519.6	10662.3	12267.4	15184.0	19971.9	26927.4	34974.9	38945.1	40061.8	41721.8	35718.4
62.5°	6181.7	6310.7	7619.5	9578.5	14061.8	23077.9	36758.3	48188.9	45195.4	48002.3	41996.2
65°	4255.6	4343.4	4979.9	5962.2	8080.4	15543.5	34546.8	54570.9	53094.7	55783.6	49275.4
67.5°	3424.2	3413.3	3918.1	4587.6	5202.2	8014.6	26123.4	53849.3	60042.0	61164.2	53053.6
70°	2820.6	2809.6	3152.6	3706.8	4156.8	4513.5	14229.2	45442.3	58626.2	59081.6	49574.5
72.5°	2359.6	2370.6	2590.1	3001.7	3410.5	3399.5	6253.1	31967.7	46120.1	49269.9	39518.5
75°	1992.0	1997.5	2142.9	2433.7	2768.5	2738.3	3391.3	17318.7	26809.4	29001.7	21906.3
77.5°	1695.7	1701.1	1794.4	1956.3	2195.0	2184.0	2474.9	7482.3	11183.6	11046.4	7493.2
80°	1511.8	1511.8	1555.7	1585.9	1717.6	1668.2	1835.6	3594.3	4727.5	4365.3	2990.7
82.5°	1185.3	1190.8	1459.7	1448.7	1352.7	1289.6	1289.6	2118.2	2505.1	2315.7	1750.5
85°	666.7	664.0	941.1	1135.9	1190.8	908.2	900.0	1185.3	1363.7	1201.8	847.8
87.5°	285.4	290.8	436.3	504.9	675.0	565.2	557.0	611.9	694.2	600.9	392.4
90°	0.0	0.0	0.0	0.0	0.0	0.0	0.0	0.0	0.0	0.0	0.0



REPORT NUMBER: P298910

CATALOG NUMBER: GAA-AF-10-LED-U-T2-7030

CANDELA DISTRIBUTION (continued):

	90°	95°	105°	115°	125°	135°	145°	155°	165°	175°	180°
0°	7742.9	7742.9	7742.9	7742.9	7742.9	7742.9	7742.9	7742.9	7742.9	7742.9	7742.9
2.5°	7745.7	7674.3	7517.9	7323.1	7147.5	7032.3	6928.0	6777.1	6785.3	6681.1	6604.3
5°	7740.2	7592.0	7229.8	6799.1	6384.8	6085.7	5860.7	5657.7	5608.3	5512.2	5454.6
7.5°	7745.7	7504.2	6895.1	6206.4	5693.3	5314.7	5122.6	5015.6	4990.9	4958.0	4960.7
10°	7764.9	7424.6	6527.4	5652.2	5114.4	4864.7	4818.1	4851.0	4889.4	4900.4	4903.1
12.5°	7808.8	7353.3	6124.1	5158.3	4752.2	4675.4	4755.0	4867.5	4941.5	4977.2	4974.5
15°	7907.5	7298.4	5737.2	4771.4	4551.9	4593.1	4741.2	4900.4	5007.4	5056.8	5059.5
17.5°	8014.6	7218.9	5339.4	4475.1	4403.8	4508.0	4691.8	4878.4	5010.1	5065.0	5076.0
20°	8154.5	7120.1	4922.3	4252.8	4263.8	4381.8	4554.7	4741.2	4886.7	4933.3	4955.3
22.5°	8338.3	7013.1	4557.4	4071.8	4104.7	4195.2	4329.7	4491.6	4617.8	4639.7	4658.9
25°	8585.3	6897.8	4266.6	3907.1	3920.8	3973.0	4063.5	4159.6	4247.4	4222.7	4241.9
27.5°	8917.3	6799.1	4049.8	3756.2	3731.5	3742.5	3789.1	3819.3	3866.0	3797.4	3805.6
30°	9306.9	6692.1	3882.4	3624.5	3555.9	3536.7	3547.7	3564.2	3599.8	3506.5	3492.8
32.5°	9759.6	6563.1	3726.0	3509.3	3413.3	3374.8	3380.3	3424.2	3561.4	3503.8	3473.6
35°	10286.4	6417.7	3561.4	3383.1	3317.2	3262.3	3256.9	3394.0	3802.9	3767.2	3739.8
37.5°	10903.7	6272.3	3396.8	3240.4	3245.9	3185.5	3166.3	3322.7	3849.5	3709.6	3690.4
40°	11688.5	6195.4	3256.9	3089.5	3158.1	3149.8	3111.4	3191.0	3542.2	3287.0	3254.1
42.5°	12659.8	6206.4	3152.6	2927.6	3053.8	3141.6	3081.3	3084.0	3210.2	3018.1	2988.0
45°	13858.8	6335.4	3078.5	2798.6	2935.8	3133.4	3070.3	3026.4	3037.4	2935.8	2919.4
47.5°	15258.1	6601.5	3026.4	2691.6	2823.3	3103.2	3067.5	3009.9	2985.2	2930.3	2916.6
50°	16813.8	6988.4	2988.0	2590.1	2721.8	3053.8	3070.3	2993.5	2966.0	2944.1	2935.8
52.5°	18342.1	7430.1	2930.3	2502.3	2642.3	2993.5	3078.5	2977.0	2946.8	2930.3	2922.1
55°	20046.0	7981.6	2842.5	2428.2	2576.4	2916.6	3078.5	2952.3	2919.4	2922.1	2919.4
57.5°	22348.0	8873.4	2738.3	2365.1	2496.8	2823.3	3026.4	2924.9	2883.7	2886.4	2889.2
60°	25945.1	10445.5	2612.1	2302.0	2398.1	2713.6	2955.0	2864.5	2823.3	2834.3	2837.1
62.5°	31235.1	12753.1	2447.4	2208.7	2293.8	2595.6	2856.3	2787.7	2746.5	2774.0	2774.0
65°	36733.6	14788.9	2244.4	2090.8	2184.0	2466.7	2732.8	2691.6	2650.5	2713.6	2710.8
67.5°	38212.5	14333.5	2041.4	1961.8	2074.3	2324.0	2584.6	2562.7	2540.7	2650.5	2645.0
70°	33945.9	11507.4	1854.8	1830.1	1953.6	2170.3	2425.5	2425.5	2411.8	2494.1	2474.9
72.5°	25862.8	8160.0	1676.4	1690.2	1816.4	2003.0	2252.6	2271.8	2249.9	2291.0	2274.6
75°	13845.1	4669.9	1498.1	1536.5	1646.3	1832.8	2060.6	2079.8	2066.1	2063.3	2071.5
77.5°	4601.3	2282.8	1311.5	1371.9	1467.9	1657.2	1860.3	1890.5	1857.5	1852.0	1849.3
80°	2049.6	1435.0	1105.7	1185.3	1270.4	1456.9	1649.0	1673.7	1638.0	1687.4	1624.3
82.5°	1317.0	943.9	886.2	974.0	1056.4	1256.6	1437.7	1443.2	1410.3	1638.0	1396.6
85°	639.3	584.4	666.7	746.3	817.6	987.8	1190.8	1193.5	1111.2	1012.5	976.8
87.5°	318.3	340.2	444.5	515.8	551.5	677.7	867.0	850.6	814.9	740.8	683.2
90°	0.0	0.0	0.0	0.0	0.0	0.0	0.0	0.0	0.0	0.0	0.0

(END OF REPORT)